



### District Report Card: 2017


<b>State:</b> Assam	<b>District:</b> Lakhimpur
<b>Class:</b> 3	<b>Subject:</b> Language
<b>Schools:</b> 60	<b>Students:</b> 920


### Participation/Coverage


#### Students

 GENDER	Boys		Girls	
	Number	%	Number	%
	411	44.67	509	55.33

 AREA	Rural		Urban	
	Number	%	Number	%
	805	87.50	115	12.50

 CATEGORY	SC		ST		OBC		GEN	
	Number	%	Number	%	Number	%	Number	%
	41	4.46	162	17.61	262	28.48	455	49.46

 CWSN	LD	VI	HI	S&LD	ID	Oth
	0	1	0	1	0	1

 Management	Government		Government-aided	
	Number	%	Number	%
	826	89.78	94	10.22

### Average Performance of Students in Language (%)

Overall	Gender		Area		Management		Social Group			
	Male	Female	Rural	Urban	Govt.	Aided	SC	ST	OBC	GEN
<b>73.07</b>	<b>71.91</b>	<b>74.00</b>	<b>74.32</b>	<b>64.29</b>	<b>72.26</b>	<b>80.14</b>	<b>55.45</b>	<b>73.70</b>	<b>72.47</b>	<b>74.77</b>

## Performance on Learning Outcomes (LOs)

Learning Outcomes	Description	Average Performance(%)
L304	Reads small texts with comprehension i.e., identifies main ideas, details, sequence and draws conclusions	74.42
L312	Reads printed scripts on the classroom walls: poems, posters, charts etc.	70.35

Range of Performance of Students who Answered Correctly							
Below 30%		30% - 50%		50% - 75%		Above 75%	
Number	%	Number	%	Number	%	Number	%
35	3.80	102	11.09	306	33.26	477	51.85

### Lowest Performing Learning Outcomes (LOs)

- 1 - Reads printed scripts on the classroom walls: poems, posters, charts etc. (70.35)
- 2 - Reads small texts with comprehension i.e., identifies main ideas, details, sequence and draws conclusions (74.42)